



Republic of the Philippines
Department of Education
 REGION XI
SCHOOLS DIVISION OF DAVAO DE ORO



2024-10-02-0021

Office of the Schools Division
 Superintendent

September 30, 2024

DIVISION MEMORANDUM
 CID- 2024- 833

ADMINISTRATION OF THE PISA-SCIENCE PRE-TEST

To: Public Schools District Supervisors
 District Coordinating Principals
 Elementary and Secondary School Heads
 All Others Concerned

1. Attached is the Memorandum DM-CT- 2024- 380, dated September 27, 2024, regarding on the Administration of the 2025 Programme for International Student Assessment (PISA) Science Pre-Test from September 30 to October 11, 2024.
2. Attached is the Guidelines for Administering the PISA- Science Program Pre-Test.
3. Other details of this Memorandum are contained in the enclosures.
4. Immediate and wide dissemination of this Memorandum to all concerned is desired.

By the authority of the
 OIC- Schools Division Superintendent:

NORBERTO S. MANLANGIT, CE, MPA
 Administrative Officer V
 Office-In-Charge

CID/rne



Doc. Ref. Code	PAWIM-F-021	Rev	00
Effectivity	09.12.22	Page	1 of 2





Republic of the Philippines
Department of Education

OFFICE OF THE UNDERSECRETARY FOR CURRICULUM AND TEACHING

MEMORANDUM
DM-CT-2024-380

TO : **REGIONAL DIRECTORS**
SCHOOLS DIVISION SUPERINTENDENTS
REGIONAL INFORMATION TECHNOLOGY OFFICERS
ALL OTHERS CONCERNED

FROM : 
GINA O. GONONG
Undersecretary

TO : 
JANIR T. DATUKAN
Assistant Secretary for Curriculum and Teaching

SUBJECT : **ADMINISTRATION OF THE PISA-SCIENCE PROGRAM PRE-TEST**

DATE : September 27, 2024

As part of its preparation for the 2025 Programme for International Student Assessment (PISA), the Department of Education will administer a pre-test to 15-year-old learners from Grade 7 and higher from **September 30 to October 11, 2024**. The pre-test will be administered using either the Learning Management System (LMS) or pen-and-paper modality.

In this regard, this Office issues the Guidelines for Administering the PISA-Science Program Pre-Test. Please refer to Annex A for the guidelines for administering the pre-test using the pen-and-paper modality and Annex B using the LMS. The cluster of Schools Division Offices is attached as Annex C.

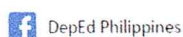
For any concerns or inquiries, you may contact the Office of the Assistant Secretary for Curriculum and Teaching-Education Assessment and Alternative Education (OASCT-EAAE) via email at oasct.eaae@deped.gov.ph or via landline through (+63 2) 8631-8495.

Copy-furnished:

ATTY. REVSEE A. ESCOBEDO
Undersecretary for Operations



1/F Bonifacio Building, DepEd Complex, Meralco Avenue, Pasig City
Direct Line: (+63 2) 8633-7202/8687-4146 E-mail: ouct@deped.gov.ph



DepEd Philippines



@depedphilippines



@DepEd_PH



www.deped.gov.ph

ANNEX A

ADMINISTERING THE PRE-TEST USING PEN-AND-PAPER MODALITY

1. Access the Pre-Test questionnaire from Google Drive through this link:
<https://bit.ly/PISA2025Resources>
2. Print the test questionnaire.
3. Administer the 30-minute Pre-Test to the identified 15-year-old learners in the school.
4. The teacher/proctor may request the learners to exchange papers and check their answers. The answers may be discussed in a separate session.
5. Gather the test questionnaire and input the scores using the template provided in the following link:
<https://tinyurl.com/PRETESTSCORESHEETS>
6. Schools' Pre-Test results will be submitted to the Schools Division Offices (SDOs). SDOs will consolidate and submit school submissions to the Regional Offices.
7. The Regional Offices will submit the consolidated reports to the Office of the Undersecretary for Curriculum and Teaching–Education Assessment and Alternative Education (OASCT-EAAE) through oasct.eaae@deped.gov.ph.

NOTE: Schools administering the Pre-Test using the pen-and-paper modality are advised to wait for the release of the Program Support Funds (PSF) for printing of tests and learning materials.

ANNEX B

ADMINISTERING THE PRE-TEST USING THE LEARNING MANAGEMENT SYSTEM (LMS)


For the Learners:

1. **Access the DepEd LMS**

- Open your web browser and go to the DepEd Learning Management System (LMS) website (URL will be provided by your Division or School).

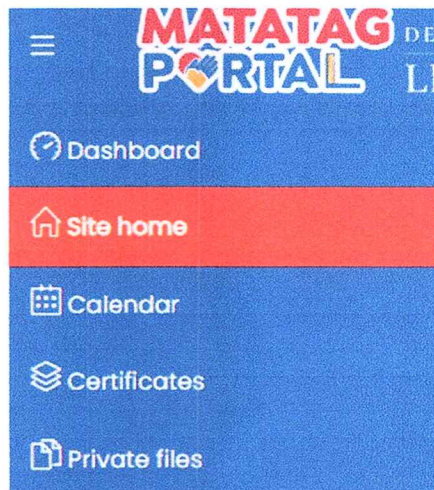
2. **Log In to Your Account**

- Log in using your DepEd Microsoft Account.



3. **Find the Right Course**

- Navigate to the **Site Home**.



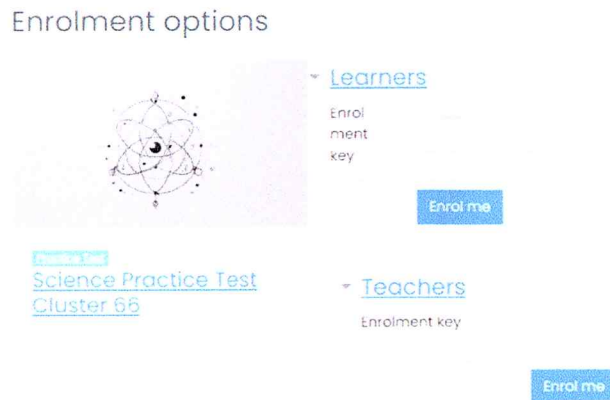
- Locate the **Practice Test** category (this is the first category).

4. **Select Your Cluster**

- Refer to **Annex C** to find out which cluster your School Division Office (SDO) belongs to.
- Click on the course linked to your SDO cluster.

5. **Enroll in the Course**

- When prompted for the **enrollment key**, enter the following:
 - **PT_Learners** (this is the key for learners to access the course).



- Click **Enroll Me**.

6. **Start the Assessment**

- Once enrolled, locate the assessment or test under the course content.
- Click on the assessment link to start the test.

Science Practice Test

CLICK HERE TO TAKE THE PRACTICE TEST

- Follow the instructions provided in the test and submit your answers once completed.

7. **Check for Completion**

- After submitting the assessment, log out from the system.

For Teachers (to check the learner's scores):

1. **Access the DepEd LMS**
 - Open your web browser and go to the DepEd Learning Management System (LMS) website.
2. **Log In to Your Account**
 - Login using DepEd Microsoft Account or DepEd Google Account.
3. **Find the Right Course**
 - Navigate to the **Practice Test** category.
4. **Select the Cluster**
 - Based on the learner's Division, select the appropriate cluster from the list of courses provided.
5. **Enroll in the Course**
 - When prompted for the **enrollment key**, enter the following:
 - **PT_Teachers** (this is the key for teachers to access and review learner progress).
 - Click **Enroll Me**.
6. **Access Learner Grades**
 - After enrolling, go to the gradebook or progress tracking section of the course.
 - Here, you can check the grades or scores of learners who have completed the assessment.

ANNEX C

SCHOOLS DIVISION OFFICE CLUSTERS IN THE LMS

LMS TENANT	LMS Course	SDO
R1	Cluster 1	Alaminos City Pangasinan I, Lingayen
	Cluster 2	Batac City
		Candon City
		Dagupan City
		Ilocos Norte
		Ilocos Sur
	Cluster 3	La Union
		Laoag City
		San Fernando City
	Cluster 4	Vigan City
		Pangasinan II, Binalonan
		San Carlos City
	R2	Cluster 5
Cluster 6		Cagayan
Cluster 7		Isabela
		Batanes
		Cauayan City
		City of Ilagan
		Nueva Vizcaya
		Quirino
		Santiago City
Tuguegarao City		
R3-1	Cluster 8	Bulacan
	Cluster 9	Nueva Ecija
	Cluster 10	Cabanatuan City
		City of San Jose Del Monte
	Cluster 11	Gapan City
		San Jose City
	Cluster 12	Science City of Muñoz
Aurora		
R3-2	Cluster 13	Malolos City
	Cluster 14	Meycauayan City
		Pampanga
		Angeles City
	Cluster 15	Balanga City
		Bataan
		Mabalacat
		Olongapo
		San Fernando City
	Cluster 16	Zambales
Tarlac Province		
R4A1	Cluster 17	Tarlac City
		Cavite Province
	Cluster 18	Bacoor City
		Cavite City

		Dasmariñas City
	Cluster 19	General Trias City Imus City
R4A2	Cluster 20	Quezon
	Cluster 21	Laguna
	Cluster 22	Binan City
		Cabuyao City
		Calamba City
	Cluster 23	Lucena City
		San Pablo City
San Pedro City		
Sta. Rosa City		
		Tayabas City
R4A3	Cluster 24	Antipolo City
	Cluster 25	Batangas
	Cluster 26	Rizal
	Cluster 27	Batangas City
		Tanauan City
		Lipa City
R4B	Cluster 28	Calapan
		Marinduque
		Romblon
	Cluster 29	Occidental Mindoro
		Oriental Mindoro
Cluster 30	Palawan Puerto Princesa City	
R5-1	Cluster 31	Albay
		Legaspi City
		Ligao City
		Tabaco City
	Cluster 32	Camarines Norte
Masbate City		
Cluster 33	Masbate	
R5-2	Cluster 34	Camarines Sur
	Cluster 35	Catanduanes
		Iriga City
		Naga City
Cluster 36	Sorsogon	
	Sorsogon City	
R6-1	Cluster 37	Negros Occidental
	Cluster 38	Bacolod City
		Bago City
		Capiz
	Cluster 39	Cadiz City
		Escalante City
		Himamaylan City
		Kabankalan City
		La Carlota City
		Sagay City
San Carlos City		
Silay City		
	Sipalay City	

		Victorias City
R6-2	Cluster 40	Aklan Antique
	Cluster 41	Guimaras Iloilo City Passi City Roxas City
	Cluster 42	Iloilo
R7-1	Cluster 43	Dumaguete City Guihulngan City Negros Oriental Siquijor Tagbilaran City Canlaon City Tanjay City
	Cluster 44	Bais City Bayawan City Bohol
r7-2	Cluster 45	Bogo City Carcar City Cebu City City of Naga, Cebu Danao City
	Cluster 46	Cebu
	Cluster 47	Lapu-Lapu City Mandaue City Talisay City Toledo City
R8	Cluster 48	Leyte
	Cluster 49	Northern Samar Samar (Western Samar)
	Cluster 50	Baybay City Biliran Borongan City Calbayog City Catbalogan City Eastern Samar Maasin City
	Cluster 51	Ormoc City Southern Leyte Tacloban City
R9	Cluster 52	Dapitan City Dipolog City Zamboanga del Norte
	Cluster 53	Isabela City Pagadian City Zamboanga City
	Cluster 54	Zamboanga del Sur Zamboanga Sibugay
R10	Cluster 55	Bukidnon
	Cluster 56	Cagayan de Oro City

		Camiguin
		El Salvador
		Gingoog City
		Iligan City
	Cluster 57	Lanao del Norte
		Malaybalay City
		Misamis Occidental
	Cluster 58	Misamis Oriental
		Oroquieta City
		Ozamis City
		Tangub City
		Valencia City
R11	Cluster 59	Davao City
	Cluster 60	Davao De Oro
		Davao del Norte
	Cluster 61	Davao del Sur
		Davao Occidental
		Davao Oriental
	Cluster 62	Digos City
		Island Garden City of Samal
	Mati City	
	Panabo City	
	Tagum City	
R12	Cluster 63	General Santos City
		Kidapawan City
	Cluster 64	Koronadal City
		North Cotabato
	Cluster 65	Sarangani
	South Cotabato	
Cluster 66	Sultan Kudarat	
	Tacurong City	
CAR	Cluster 67	Abra
		Apayao
		Baguio City
		Benguet
	Cluster 68	Ifugao
	Kalinga	
	Mt. Province	
	Tabuk City	
CARAGA	Cluster 69	Agusan del Norte
		Agusan del Sur
		Bayugan City
	Cluster 70	Bislig City
		Butuan City
		Cabadbaran City
		Dinagat Island
		Siargao
	Cluster 71	Surigao City
		Surigao del Norte
	Surigao del Sur	
	Tandag City	
NCR1	Cluster 72	Caloocan City

	Cluster 73	Manila
	Cluster 74	Paranaque City Taguig City and Pateros
	Cluster 75	City of San Juan Las Piñas City Malabon City Navotas
NCR2	Cluster 76	Quezon City
	Cluster 77	Makati City Mandaluyong City Muntinlupa City
	Cluster 78	Marikina City Valenzuela City
	Cluster 79	Pasay City Pasig City